

## ALPHA SERIES

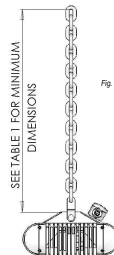
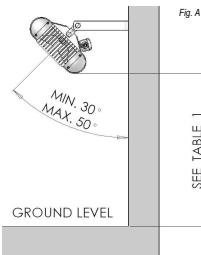
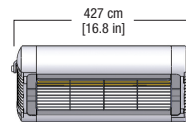
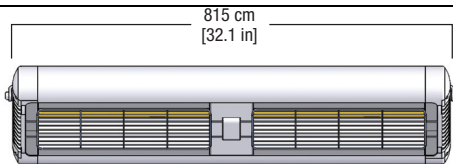
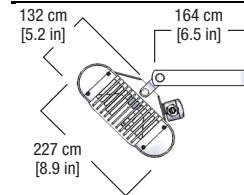
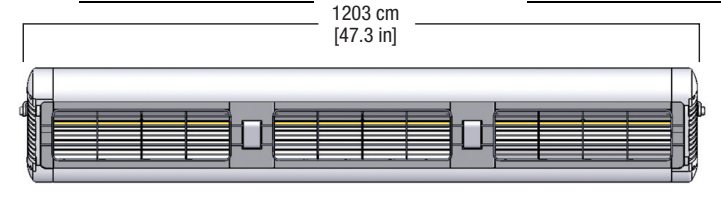
### ENGINEER AND ARCHITECT SPECIFICATION



**SOLAIRA ALPHA H3**

**SOLAIRA ALPHA H2**

**SOLAIRA ALPHA H1**



**TECHNICAL SPECIFICATION**

Solaira Alpha Series, H1 (single emitter), H2 (double emitter) or H3 (triple emitter) type waterproof shortwave infrared heater suitable for outdoor and indoor use –Industrial, commercial and residential applications. Solairatm is Inforesight Consumer Products Incorporated Brand, Mississauga, Ontario, Canada.

Solaira Alpha Series H1, H2 or H3 Type heater shall be cCSAus Listed and certified to ANSI/UL 1278 Movable and Wall or Ceiling - Hung Electric Room Heaters, UL 2021 Fixed and Location - Dedicated Electric Room Heater, ANSI/UL 875 Electric Dry Bath Heaters and ANSI/UL 834 Heating, Water Supply and Power Boilers – Electric

Solaira Alpha Series H1, H2 or H3 will utilize only Solaira or Philips HeLeN *short* wave emitter technology with peak infrared wavelength between 1000 – 1300 nm. Emitters will be manufactured utilizing tubular quartz with tungsten coil and shall be glare reducing, thermal shock resistant for outdoor use and will be terminated in a waterproof junction box attached to the fixture. **Controllable Heat** -Heaters can have variable heat control added as an option (see [www.solairaheaters.com](http://www.solairaheaters.com)).

Solaira Alpha Series H1, H2 or H3 enclosures, and mounting brackets will be Epoxy powder coated, 1.5mm 6063 aircraft aluminum. Back plate and all threaded hardware shall be stainless steel. Reflectors shall be 99.9% reflectivity and manufactured from 0.8mm anodized aluminum. All units are supplied\* with adjustable wall or ceiling mounting bracket, universal connector for multiple heater connection, safety wire guard. \* *Subject to change without notice*

MODEL	# of Emitters	Total Power (WATTS)	Total Current (Amps)	Minimum height from floor	Recommended Clearance to Ceiling	Recommended Clearance to side wall	Weight
SALPHA15120S (silver-grey)	1	1500	12.5	6'7"	12"	3'4"	7.7 lbs
SALPHA15240S (silver-grey)	1	1500	6.25	6'7"	12"	3'4"	7.7 lbs
SALPHA20240S (silver-grey)	1	2000	8.33	6'7"	1'8"	3'4"	7.7 lbs
SALPHAH2-30240S (silver-grey)	2	3000	12.5	8'3"	1'8"	3'4"	12.3lbs
SALPHAH2-40240S (silver-grey)	2	4000	16.7	9'10"	1'8"	3'4"	12.3lbs
SALPHAH3-45240S (silver-grey)	3	4500	18.8	10' 8"	1'8"	3'3"	17.6lbs
SALPHAH3-45240S (silver-grey)	3	6000	25.0	10' 8"	1'8"	4'3"	17.6lbs

**SOLAIRA ALPHA SERIES SUBMITTAL**

JOB NAME \_\_\_\_\_ JOB LOCATION \_\_\_\_\_  
 ARCHITECT \_\_\_\_\_ ENGINEER \_\_\_\_\_  
 CONTRACTOR \_\_\_\_\_ SUBMITTED BY \_\_\_\_\_ DATE \_\_\_\_\_  
 ITEM SPEC \_\_\_\_\_ QTY \_\_\_\_\_ CONTROLS \_\_\_\_\_

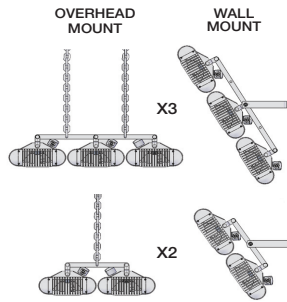
## ALPHA SERIES ENGINEER AND ARCHITECT SPECIFICATION

### GROUPED and ANGLED INSTALLATION OPTION

Solaira Alpha Series heaters are engineered for large, difficult to heat environments such as warehouses, aircraft hangers, arenas and stadiums that require short wave infrared, high wattage density installations. Solaira Alpha Series heaters grouped installation option allows heaters to be individually oriented to maximize coverage area and heat zone planning (see image 1).

Solaira Alpha Series heaters shortwave emitters are engineered for universal mounting options including inclined options (see image 2).

#### MOUNTING CONFIGURATIONS



#### SOLAIRA ALPHA GROUPED INSTALLATION TABLE

NOTE: 240V Heaters can be installed on 208V service with total output de-rated by approximately 25%

No. of Units x Model Type	Voltage (Volts)	No. of Emitters x Power (Watts)	Total Power Of Unit (Watts)	Current (Amps) per emitter	Total Current (Amps) of unit	Min. mounting height from floor	Min. distance from ceiling	Min. distance from side wall	Dimensions (inc. bracket & bars max. pos.) Width x Height x Depth	Weight (lb)
1 x SALPHAH3-30240	208/240	3 x 750/1000	2250/3000	3.6/4.2	10.8/12.5	8' 2 1/4" / 9' 10"	1' 7 1/2"	3' 3 1/2"	47 1/2" x 9" x 12 3/4"	17.6
1 x SALPHAH3-45240	208/240	3 x 1125/1500	3375/4500	5.4/6.3	16.2/18.8	10' 8" / 11' 5 1/2"	1' 7 1/2"	3' 3 1/2"	47 1/2" x 9" x 12 3/4"	17.6
1 x SALPHAH3-60240	208/240	3 x 1500/2000	4500/6000	7.2/8.3	21.6/25.0	11' 5 1/2" / 14' 9"	1' 7 1/2"	4' 11"	47 1/2" x 9" x 12 3/4"	17.6
2 x SALPHAH3-30240	208/240	6 x 750/1000	4500/6000	3.6/4.2	21.6/25.0	11' 5 1/2" / 14' 9"	1' 7 1/2"	4' 11"	47 1/2" x 18 1/4" x 12 3/4"	35.2
2 x SALPHAH3-45240	208/240	6 x 1125/1500	6750/9000	5.4/6.3	32.5/37.5	14' 9" / 16' 5"	1' 7 1/2"	4' 11"	47 1/2" x 18 1/4" x 12 3/4"	35.2
2 x SALPHAH3-60240	208/240	6 x 1500/2000	9000/12000	7.2/8.3	43.350.0	16' 5"	1' 7 1/2"	4' 11"	47 1/2" x 18 1/4" x 12 3/4"	35.2

No. of Units x Model Type	Voltage (Volts)	No. of Emitters x Power (Watts)	Total Power of Units (Watts)	Current (Amps) per Emitter	Total Current (Amps) of unit	Min. mounting height from floor	Min. dist. distance from ceiling	Min. distance from side wall	Dimensions (inc. bracket & bars max. pos.) Width x Height x Depth	Weight (lb)
1 x SALPHAH2-20240	208/240	2 x 750/1000	1500/2000	3.6/4.2	7.2/8.3	6' 7" / 8' 2 1/4"	1' 7 1/2"	3' 3 1/2"	32 1/4" x 9" x 12 3/4"	12.3
1 x SALPHAH2-30240	208/240	2 x 1125/1500	2250/3000	5.4/6.3	10.8/12.5	8' 2 1/4" / 9' 10"	1' 7 1/2"	3' 3 1/2"	32 1/4" x 9" x 12 3/4"	12.3
1 x SALPHAH2-40240	208/240	2 x 1500/2000	3000/4000	7.2/8.3	14.4/16.7	9' 10" / 11' 5 1/2"	1' 7 1/2"	3' 3 1/2"	32 1/4" x 9" x 12 3/4"	12.3
2 x SALPHAH2-20240	208/240	4 x 750/1000	3000/4000	3.6/4.2	14.4/16.7	9' 10" / 11' 5 1/2"	1' 7 1/2"	3' 3 1/2"	32 1/4" x 18 1/4" x 5 3/4"	24.7
2 x SALPHAH2-30240	208/240	4 x 1125/1500	4500/6000	5.4/6.3	21.6/25.0	11' 5 1/2" / 14' 9"	1' 7 1/2"	4' 11"	32 1/4" x 18 1/4" x 5 3/4"	24.7
2 x SALPHAH2-40240	208/240	4 x 1500/2000	6000/8000	7.2/8.3	28.8/33.3	14' 9" / 15' 7"	1' 7 1/2"	4' 11"	32 1/4" x 18 1/4" x 5 3/4"	24.7
3 x SALPHAH2-20240	208/240	6 x 750/1000	4500/6000	3.6/4.2	21.6/25.0	11' 5 1/2" / 14' 9"	1' 7 1/2"	4' 11"	32 1/4" x 27 1/4" x 5 3/4"	37.0
3 x SALPHAH2-30240	208/240	6 x 1125/1500	6750/9000	5.4/6.3	32.5/37.5	14' 9" / 16' 5"	1' 7 1/2"	4' 11"	32 1/4" x 27 1/4" x 5 3/4"	37.0
3 x SALPHAH2-40240	208/240	6 x 1500/2000	9000/12000	7.2/8.3	43.3/50.0	16' 5"	1' 7 1/2"	4' 11"	32 1/4" x 27 1/4" x 5 3/4"	37.0

No. of Units x Model Type	Voltage (Volts)	No. of Emitters x Power (Watts)	Total Power Of Unit (Watts)	Current (Amps) per emitter	Total Current (Amps) of unit	Min. mounting height from floor	Min. distance from ceiling	Min. distance from side wall	Dimensions (inc. bracket & bars max. pos.) Width x Height x Depth	Weight (lb)
1 x SALPHA15120	120	1 x 1500	1500	12.5	12.5	6' 7"	11 3/4"	3' 3 1/2"	17" x 9" x 12 3/4"	7.5
1 x SALPHA10240	208/240	1 x 750/1000	750/1000	3.6/4.2	3.6/4.2	6' 7"	11 3/4"	3' 3 1/2"	17" x 9" x 12 3/4"	7.5
1 x SALPHA15240	208/240	1 x 1125/1500	1125/1500	5.4/6.3	5.4/6.3	6' 7"	11 3/4"	3' 3 1/2"	17" x 9" x 12 3/4"	7.5
1 x SALPHA20240	208/240	1 x 1500/2000	1500/2000	7.2/8.3	7.2/8.3	6' 7" / 8' 2 1/4"	1' 7 1/2"	3' 3 1/2"	17" x 9" x 12 3/4"	7.5
2 x SALPHA10240	208/240	2 x 750/1000	1500/2000	3.6/4.2	7.2/8.3	6' 7" / 8' 2 1/4"	1' 7 1/2"	3' 3 1/2"	17" x 18 1/4" x 16"	15.0
2 x SALPHA15240	208/240	2 x 1125/1500	2250/3000	5.4/6.3	10.8/12.5	8' 2 1/4" / 9' 10"	1' 7 1/2"	3' 3 1/2"	17" x 18 1/4" x 16"	15.0
2 x SALPHA20240	208/240	2 x 1500/2000	3000/4000	7.2/8.3	14.4/16.7	9' 10" / 11' 5 1/2"	1' 7 1/2"	3' 3 1/2"	17" x 18 1/4" x 16"	15.0
3 x SALPHA10240	208/240	3 x 750/1000	2250/3000	3.6/4.2	10.8/12.5	8' 2 1/4" / 9' 10"	1' 7 1/2"	3' 3 1/2"	17" x 27 1/4" x 17 1/4"	22.5
3 x SALPHA15240	208/240	3 x 1125/1500	3375/4500	5.4/6.3	16.2/18.8	10' 8" / 11' 5 1/2"	1' 7 1/2"	3' 3 1/2"	17" x 27 1/4" x 17 1/4"	22.5
3 x SALPHA20240	208/240	3 x 1500/2000	4500/6000	7.2/8.3	21.6/25.0	11' 5 1/2" / 14' 9"	1' 7 1/2"	4' 11"	17" x 27 1/4" x 17 1/4"	22.5

#### SOLAIRA ALPHA SERIES SUBMITTAL

JOB NAME \_\_\_\_\_ JOB LOCATION \_\_\_\_\_  
 ARCHITECT \_\_\_\_\_ ENGINEER \_\_\_\_\_  
 CONTRACTOR \_\_\_\_\_ SUBMITTED BY \_\_\_\_\_ DATE \_\_\_\_\_  
 ITEM SPEC \_\_\_\_\_ QTY \_\_\_\_\_ CONTROLS \_\_\_\_\_

Solaira<sup>™</sup> –Inforesight Consumer Products Inc,

Canada: 125 Traders Blvd #4, Mississauga, Ontario L4Z 2H3

US DC: Inforesight c/o Benlin 2769 Broadway Blvd, Buffalo, NY 14227

Phone: 905-568-7655 Fax: 905-568-7521 web: [www.solairaheaters.com](http://www.solairaheaters.com)

email: [info@solairaheaters.com](mailto:info@solairaheaters.com)